

From materials science to nano-ceramics: Citation analysis identifies the key journals and players

Eugene Garfield* and A. I. Pudovkin^a

Chairman Emeritus, ISI, 3501 Market Street, Philadelphia, PA 19104

^aInstitute of Marine Biology, Russian Academy of Sciences, Vladivostok 690041, Russia

The *Science Citation Index* was designed primarily to help the scientist or engineer retrieve relevant literature on specific topics. This database is now on-line as part of *ISI's Web of Science* and covers over thirty million papers containing nearly a half-billion cited references. For each source paper included, backward and forward links are provided to the cited and citing papers. ISI also publishes additional databases such as the *Journal Citation Reports* and *Journal Performance Indicators* which can provide qualitative and quantitative information on thousands of journals, including impact factors. Using these files and a variety of bibliometric techniques we demonstrate how to identify the core journals of materials science, ceramics, and nano-ceramics. Other ISI resources such as *ISI Essential Science Indicators* identify the leading countries, institutions, and authors of materials science. The output of a *WoS* search is used to analyze over 10,000 papers on nano-crystals and nano-ceramics. We have identified dozens of highly-cited papers, which are visualized as a series of historiographs and topological maps. These *HistCite* maps and tables demonstrate the chronological development of the field [1].

Key words: nano-ceramics, Science citation index, Citation analysis, Web of science, ISI.

Introduction

Rustum Roy has often spoken about the ethical responsibilities of research scientists, including the proper use of the archive of published knowledge. Publishing scientists and engineers should not only keep up with the literature, but also, when publishing, they should accurately cite relevant prior sources.

Since I became an information scientist 50 years ago, I have promoted the radical notion that editors should hold authors to the same "due diligence" standards required by patent examiners for inventors. Authors, like inventors, should formally assert to their best knowledge that their ideas are original. This implies they do not unwittingly duplicate discoveries already reported in the literature. Authors should be required to acknowledge the "prior art" that influenced their research directly or indirectly and spell out the exact parameters of their literature searches. These historical antecedents are critical for newcomers and students.

To accomplish this task has never been easy. In the past, diligent scientists and engineers spent days in the library searching printed indexes and abstracting services, library catalogs, as well as textbooks and journals. Today, we have electronic tools for searching. Nevertheless authors complain about information overload. They often use that excuse to ignore the literature. I

remember hearing that same complaint decades ago. Not long ago in *The Scientist* we published a series of letters from senior scientists who complained about the "disregard" syndrome. Younger scientists often say that if it isn't electronic it doesn't exist!! [1].

It has never been entirely clear to me why so many researchers are unwilling to attend to these tasks. Sometimes I think it is due to overly exaggerated statements about the size of the literature. But maybe it is due to human vanity—scientists often fear to learn that their work is not entirely novel. And the history of science is full of examples which justify those fears.

The Size of the Literature

The *Science Citation Index*[®] consistently demonstrates that about 90 percent of the millions of references cited each year were published sometime in the past three decades. And 50 percent involve papers published in the last ten years. As in earlier decades, the vast majority of citations are to relatively recent papers. Nevertheless, authors continue to cite relatively older works. If indeed 90% of what is cited is less than 30 years old, then 10% are over that age. ISI processes about 20 million cited references per year. That means two million are over 30 years old! This percentage might even increase in the future as more electronic legacy files are created. What people read is not necessarily what they cite when publishing. Nevertheless, electronic access to the full texts of the older journals significantly increases its use [2].

*Corresponding author:

Tel: 215-243-2205

Fax: 215-387-1266

E-mail: Tel. garfield@codex.cis.upenn.edu

ISI JOURNAL CITATION reports® Powered by ISI Web of Knowledge™

2002 JCR Science Edition

CITING JOURNAL: JOURNAL OF MATERIALS SCIENCE

(How to read this table) Number of times articles published in journals below (in years below) were cited in J MATER SCI in 2002

Journals 1 - 20 (of 1141) | Page 1 of 58

Impact	Cited Journal	All Yrs	2002	2001	2000	1999	1998	1997	1996	1995	1994	1993	Rest
→	All Journals	15232	83	446	846	1020	1068	941	893	851	755	683	7646
	ALL OTHERS (2501)	2501	16	53	121	119	162	123	126	116	94	113	1458
	0.796 J MATER SCI	802	12	39	61	57	49	57	44	38	48	35	362
	1.796 J AM CERAM SOC	796	1	15	41	34	44	36	55	34	46	43	447
	ACTA METALL MATER	346	0	0	0	1	2	0	1	19	23	13	287
	1.219 METALL MATER TRANS A	279	1	4	12	15	15	14	32	11	7	12	156
	1.107 MAT SCI ENG A-STRUCT	262	3	14	23	30	37	18	17	25	13	7	75
	2.281 J APPL PHYS	223	3	2	6	14	7	9	7	6	12	9	148
	1.838 POLYMER	211	4	17	16	19	22	18	19	13	15	10	58
	0.927 J APPL POLYM SCI	181	3	10	11	17	15	16	9	12	6	10	72
	1.530 J MATER RES	162	2	6	13	17	17	15	9	11	8	20	44
	0.504 J MATER SCI LETT	157	3	10	21	16	12	10	7	6	7	7	58
	1.435 J NON-CRYST SOLIDS	146	0	3	9	7	7	6	10	12	5	5	82
	SCRIPTA METALL MATER	131	0	0	0	0	0	1	2	13	14	12	89
	3.327 PHYS REV B	126	0	3	2	7	3	6	6	7	10	8	74
	1.142 J EUR CERAM SOC	118	2	6	11	12	17	15	14	11	11	7	12
	0.890 POLYM ENG SCI	117	1	4	8	12	0	9	10	5	6	3	59
	0.712 J AM CERAM SOC BULL	115	0	1	0	0	3	6	4	1	4	3	93
	3.751 MACROMOLECULES	115	2	4	9	5	10	12	9	12	5	7	40
	3.048 CARBON	109	0	4	7	8	5	5	3	19	0	3	55
	0.764 CEMENT CONCRETE RES	101	0	2	2	15	16	6	12	14	12	8	14

Journals 1 - 20 (of 1141) | Page 1 of 58

Acceptable Use Policy
Copyright (c) 2002 Thomson ISI

Fig. 1. 2002 JCR Citing Journal Listing for *Journal of Materials Science*.

What I have said so far is a general observation on the whole of science and technology literature. The age distribution of the cited literature varies from field to field. What about materials science?

Figure 1 is taken from the 2002 *Journal Citation Reports (JCR)* published by ISI. The first line shows the total number of references cited by the *Journal of Materials Science* in 2002, followed by the number cited for each previous year in reverse chronological order until 1993 followed by the "rest." As you can see, there were 15,232 references cited in the 2002 issues of this journal. Of these, 49.8% were to papers published from 1993-2002. The remaining 50.2% were papers or books older than 10 years. This tells us that materials science is significantly different than other fields in the age distribution of its cited references. Only 21% of references cited in the *Journal of Biological Chemistry* are over ten years old and even less for journals in molecular biology!

What about the field of ceramics? A comparable analysis for the *Journal of the American Ceramic Society* shows that 47% are to the last decade, thus confirming the pattern for the material sciences. Another way to express these ideas is to say that materials science and ceramics have low "immediacy" or relatively high half-life. It will be interesting to see how and if the numbers change as more electronic legacy files are created in the future. In the past, the time and effort involved in using the then available printed indexes to *Chemical Abstracts*, *Physics Abstracts*, *Engineering Abstracts*, etc. discouraged authors from searching the literature. While electronic on-line access to Dialog and other vendors in the 1970s made it easier to search the

ISI JOURNAL CITATION reports® Powered by ISI Web of Knowledge™

2002 JCR Science Edition

CITING JOURNAL: JOURNAL OF THE AMERICAN CERAMIC SOCIETY

(How to read this table) Number of times articles published in journals below (in years below) were cited in J AM CERAM SOC in 2002

Journals 1 - 20 (of 789) | Page 1 of 40

Impact	Cited Journal	All Yrs	2002	2001	2000	1999	1998	1997	1996	1995	1994	1993	Rest
	All Journals	13749	129	531	994	1109	923	878	828	762	651	630	6314
	1.796 J AM CERAM SOC	2751	36	125	226	230	195	149	190	148	147	144	1161
	ALL OTHERS (1710)	1710	17	42	80	109	102	104	85	84	83	65	939
	0.798 J MATER SCI	493	6	9	19	35	19	29	29	24	31	31	261
	1.142 J EUR CERAM SOC	346	11	28	60	61	35	41	30	14	17	13	36
	1.530 J MATER RES	247	6	21	26	31	26	17	15	22	16	17	50
	0.712 J AM CERAM SOC BULL	246	1	8	1	6	9	5	5	5	4	12	190
	2.281 J APPL PHYS	244	0	13	13	9	18	18	13	8	10	13	129
	1.435 J NON-CRYST SOLIDS	229	1	5	18	14	17	11	17	14	11	6	115
	1.768 SOLID STATE IONICS	228	2	7	37	24	22	17	15	11	17	8	68
	3.327 PHYS REV B	201	1	9	32	18	11	9	9	17	11	19	65
	ACTA METALL MATER	177	0	0	0	0	0	0	0	23	14	13	127
	3.104 ACTA MATER	150	3	19	34	27	35	20	12	0	0	0	0
	4.207 APPL PHYS LETT	150	2	15	30	23	16	3	13	12	6	5	25
	CERAM ENG SCI P	130	1	2	10	13	0	16	8	14	19	10	37
	0.504 J MATER SCI LETT	125	0	3	9	7	6	12	13	11	1	6	57
	2.330 J ELECTROCHEM SOC	117	1	5	7	9	6	10	9	4	3	7	56
	3.967 CHEM MATER	109	0	6	13	12	13	8	7	11	7	7	25
	1.280 JPN J APPL PHYS	105	0	2	8	6	9	8	6	10	7	9	40
	1.107 MAT SCI ENG A-STRUCT	104	3	8	8	15	12	5	4	11	4	8	26
	1.671 J SOLID STATE CHEM	99	4	2	5	4	5	13	3	4	8	2	49

Journals 1 - 20 (of 789) | Page 1 of 40

Acceptable Use Policy
Copyright (c) 2002 Thomson ISI

Fig. 2. 2002 JCR Citing Journal Listing for *Journal of the American Ceramic Society*.

literature, researchers continued to rely on library specialists to deal with the techno-Babel of search languages "spoken" by each database. However, the revolution in personal computer and compact disk technologies initially enabled researchers to personally access -- directly, conveniently, and rapidly -- vast bibliographic databases. These technologies also offered many more search options than were available with printed indexes. ISI has published CD-ROM products since 1980 and still publishes a

CD-ROM Citation Index product covering materials science. However, for this paper, it is simpler for me to demonstrate searches of the *Science Citation Index* by using the *Web of Science* online edition to perform a topical search on nano-ceramics.

The *Materials Science Citation Index (MSCI)* on CD-ROM [3] was launched a little over ten years ago to meet the specific information needs of materials science researchers. It fully covers more than 500 of the leading journals in this specialty, including many publications and conference material not covered as sources in the *Science Citation Index*. Additionally, the *MSCI* includes selective coverage of the thousands of other source journals in the *Web of Science*. On an annual basis, the *MSCI* indexes about 150,000 individual materials articles selected from over 1,700 journals.

There are some popular myths about the scientific literature, which would have you believe there are over 120,000 Sci-Tech journals published. In reality there are only about 15,000 substantive [4, 5] scientific journals published today. The mythical estimate includes not just primary research journals but also thousands of trade and popular magazines, newsletters, annual reports,

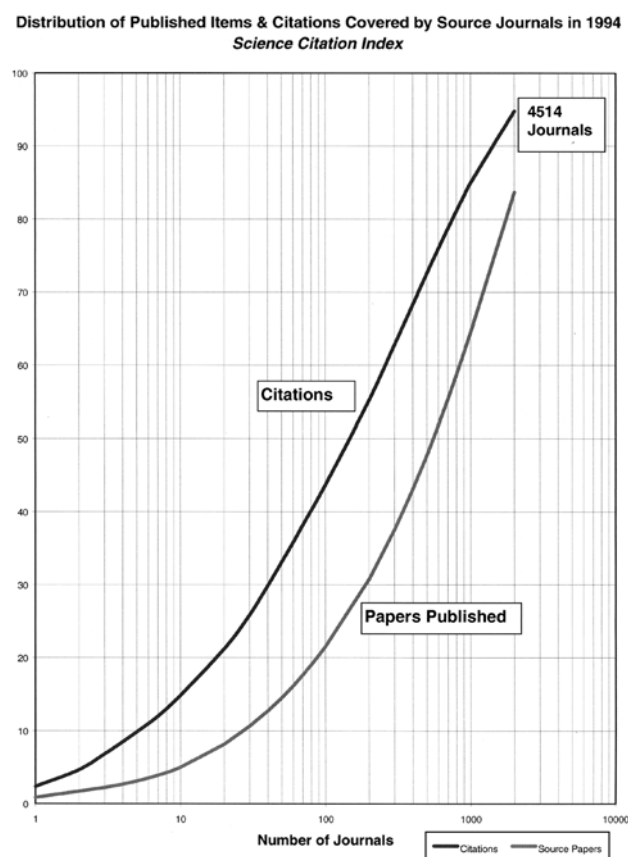


Fig. 3. Distribution of Published Papers and Citations Covered by Source Journals in 1994 *SCI*.

and so on. Without proper quantitative and qualitative definitions, estimates of primary research journals are meaningless. ISIs data consistently show that a comparatively small number of journals accounts for the vast majority of what is published and what is cited. This is demonstrated in the following graph.

Figure 3 shows the percentage of papers and citations covered by ISIs source journals in 1994.

The data shown here are based on about 4,500 journals that were covered in the 1994 *SCI Journal Citation Reports*. The blue line shows that just 100 journals accounted for more than 20 percent of the articles covered in *SCI*. Even more interesting, the pink line shows that 100 journals accounted for more than 40 percent of the papers cited. 600 journals accounted for more than half of what is indexed -- and over 75 percent of the citations.

The comparable data for 2002 is reported in Fig. 4. By indexing 6,000 journals, ISI is confident that it is capturing not only the most significant journals of international research but also a large component of the low-impact literature as well. In 2002, however, 100 journals account for 18% of the papers published and 37% of the citations.

Another rough way to estimate the journal population is to assume that the average journal publishes 100 articles per year. Taking the previous estimate of

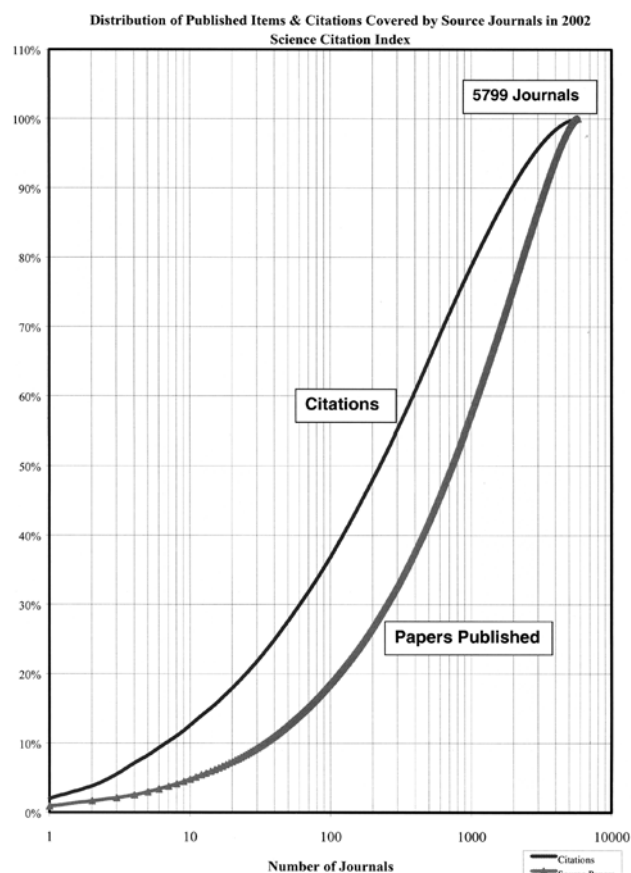


Fig. 4. Distribution of Published Papers and Citations Covered by Source Journals in 2002 *SCI*.

2002 JCR SCIENCE EDITION JOURNAL SUMMARY LIST

Selection: MATERIALS SCIENCE, CERAMICS
Sorted by: Impact Factor JOURNAL TITLE CHANGES

Journals 1 - 20 (of 24) Page 1 of 2

Ranking is based on your journal and sort selections.

Mark	Rank	Abbreviated Journal Title (linked to full journal information)	2002 Total Cites	Impact Factor	Immediacy Index	2002 Articles	Cited Half-life
<input type="checkbox"/>	1	J AM CERAM SOC	21957	1.796	0.210	562	10.0
<input type="checkbox"/>	2	J NON-CRYST SOLIDS	13204	1.435	0.149	792	8.4
<input type="checkbox"/>	3	J EUR CERAM SOC	3482	1.142	0.264	348	4.2
<input type="checkbox"/>	4	J ELECTRO CERAM	255	1.033	0.097	31	3.5
<input type="checkbox"/>	5	J SOL-GEL SCI TECHN	1295	0.897	0.209	86	4.9
<input type="checkbox"/>	6	CERAM INT	847	0.731	0.081	136	5.5
<input type="checkbox"/>	7	J AM CERAM SOC BULL	2322	0.712	0.115	78	>10.0
<input type="checkbox"/>	8	PHYS CHEM GLASSES	1308	0.691	0.222	36	>10.0
<input type="checkbox"/>	9	J CERAM SOC JPN	1340	0.688	0.083	218	5.7
<input type="checkbox"/>	10	KEY ENG MATER	1187	0.497	0.059	1267	4.9
<input type="checkbox"/>	11	BRIT CERAM T	719	0.362	0.041	49	>10.0
<input type="checkbox"/>	12	CERAM-SILIKATY	77	0.354	0.115	26	
<input type="checkbox"/>	13	GLASS TECHNOL	281	0.345	0.125	24	>10.0
<input type="checkbox"/>	14	CERAM FORUM INT	134	0.273	0.018	56	5.8
<input type="checkbox"/>	15	BOL SOC ESP CERAM V	152	0.250	0.068	73	3.6
<input type="checkbox"/>	16	GLASS PHYS CHEM+	151	0.232	0.136	66	4.5
<input type="checkbox"/>	17	J INORG MATER	260	0.222	0.057	227	3.7
<input type="checkbox"/>	18	IND CERAM	86	0.186	0.059	17	
<input type="checkbox"/>	19	GLASS SCI TECHNOL	117	0.170	0.108	37	3.6
<input type="checkbox"/>	20	GLASS CERAM+	272	0.154	0.049	82	>10.0

Fig. 5. Materials Science, Ceramics Journals (from 2002 JCR).

2002 JCR SCIENCE EDITION JOURNAL SUMMARY LIST

Selection: MATERIALS SCIENCE, CERAMICS
Sorted by: Total Cites

Journals 1 - 20 (of 24) Page 1 of 2

Ranking is based on your journal and sort selections.

Mark	Rank	Abbreviated Journal Title (linked to full journal information)	2002 Total Cites	Impact Factor	Immediacy Index	2002 Articles	Cited Half-life
<input type="checkbox"/>	1	J AM CERAM SOC	21957	1.796	0.210	562	10.0
<input type="checkbox"/>	2	J NON-CRYST SOLIDS	13204	1.435	0.149	792	8.4
<input type="checkbox"/>	3	J EUR CERAM SOC	3482	1.142	0.264	348	4.2
<input type="checkbox"/>	4	AM CERAM SOC BULL	2322	0.712	0.115	78	>10.0
<input type="checkbox"/>	5	J CERAM SOC JPN	1340	0.688	0.083	218	5.7
<input type="checkbox"/>	6	PHYS CHEM GLASSES	1308	0.691	0.222	36	>10.0
<input type="checkbox"/>	7	J SOL-GEL SCI TECHN	1295	0.897	0.209	86	4.9
<input type="checkbox"/>	8	KEY ENG MATER	1187	0.497	0.059	1267	4.9
<input type="checkbox"/>	9	CERAM INT	847	0.731	0.081	136	5.5
<input type="checkbox"/>	10	BRIT CERAM T	719	0.362	0.041	49	>10.0
<input type="checkbox"/>	11	POWDER METALL MET C+	317	0.138	0.028	72	>10.0
<input type="checkbox"/>	12	GLASS TECHNOL	281	0.345	0.125	24	>10.0
<input type="checkbox"/>	13	GLASS CERAM+	272	0.154	0.049	82	>10.0
<input type="checkbox"/>	14	J INORG MATER	260	0.222	0.057	227	3.7
<input type="checkbox"/>	15	J ELECTROCERAM	255	1.033	0.097	31	3.5
<input type="checkbox"/>	16	BOL SOC ESP CERAM V	152	0.250	0.068	73	3.6
<input type="checkbox"/>	17	GLASS PHYS CHEM+	151	0.232	0.136	66	4.5
<input type="checkbox"/>	18	CFI-CERAM FORUM INT	134	0.273	0.018	56	5.8
<input type="checkbox"/>	19	GLASS SCI TECHNOL	117	0.170	0.108	37	3.6
<input type="checkbox"/>	20	SILIC IND	115	0.128	0.000	13	>10.0

Fig. 6. Materials Science, Ceramics Journals Sorted by Times Cited.

15,000 journals, then the size of the annual literature should be about 1.5 million published articles.

Let's take a look at the journals in the field of ceramics. The *ISI Journal Citation Reports*® (*JCR*®) includes several categories under "materials science." One of them is devoted to ceramics. In Fig. 5, ceramics journals are ranked by Impact Factor: The 2002 journal impact factor is a measure of how often articles published in 2000-2001 have been cited in 2002. Not surprisingly, the *Journal of the American Ceramic Society* is at the top but note that two much smaller journals rank quite high.

The *JCR* uses several criteria to rank journals. In Fig. 6, we see the ranking by frequency of citation, that is, total cites for 2002.

Another perspective can be found by looking at the absolute number of 2002 articles published. The journal *Key Engineering Materials* published 1287 articles in 2002, followed by the *Journal of Non-Crystalline Solids* with 792.

Another ISI product called *Journal Performance Indicators* provides a cumulative historical analysis of citation and publication performance. *JPI* covers 22 years of the literature. Fig. 8 shows the ranking by papers published, citations, and impact for all items followed by impact for cited items only. For the *Journal of the American Ceramic Society*, the impact of the average article over the 22-year period is 15.15. But this does not tell you the extremes. Some articles are

2002 JCR SCIENCE EDITION JOURNAL SUMMARY LIST

Selection: MATERIALS SCIENCE, CERAMICS
Sorted by: Current Articles

Journals 1 - 20 (of 24) Page 1 of 2

Ranking is based on your journal and sort selections.

Mark	Rank	Abbreviated Journal Title (linked to full journal information)	2002 Total Cites	Impact Factor	Immediacy Index	2002 Articles	Cited Half-life
<input type="checkbox"/>	1	KEY ENG MATER	1187	0.497	0.059	1267	4.9
<input type="checkbox"/>	2	J NON-CRYST SOLIDS	13204	1.435	0.149	792	8.4
<input type="checkbox"/>	3	J AM CERAM SOC	21957	1.796	0.210	562	10.0
<input type="checkbox"/>	4	J EUR CERAM SOC	3482	1.142	0.264	348	4.2
<input type="checkbox"/>	5	J INORG MATER	260	0.222	0.057	227	3.7
<input type="checkbox"/>	6	J CERAM SOC JPN	1340	0.688	0.083	218	5.7
<input type="checkbox"/>	7	CERAM INT	847	0.731	0.081	136	5.5
<input type="checkbox"/>	8	MATER WORLD	103	0.145	0.024	124	4.5
<input type="checkbox"/>	9	J SOL-GEL SCI TECHN	1295	0.897	0.209	86	4.9
<input type="checkbox"/>	10	GLASS CERAM+	272	0.154	0.049	82	>10.0
<input type="checkbox"/>	11	AM CERAM SOC BULL	2322	0.712	0.115	78	>10.0
<input type="checkbox"/>	12	BOL SOC ESP CERAM V	152	0.250	0.068	73	3.6
<input type="checkbox"/>	13	POWDER METALL MET C+	317	0.138	0.028	72	>10.0
<input type="checkbox"/>	14	GLASS PHYS CHEM+	151	0.232	0.136	66	4.5
<input type="checkbox"/>	15	REFRACT IND CERAM+	6	0.016	0.000	59	
<input type="checkbox"/>	16	CFI-CERAM FORUM INT	134	0.273	0.018	56	5.8
<input type="checkbox"/>	17	BRIT CERAM T	719	0.362	0.041	49	>10.0
<input type="checkbox"/>	18	GLASS SCI TECHNOL	117	0.170	0.108	37	3.6
<input type="checkbox"/>	19	PHYS CHEM GLASSES	1308	0.691	0.222	36	>10.0
<input type="checkbox"/>	20	J ELECTROCERAM	255	1.033	0.097	31	3.5

Fig. 7. Materials Science, Ceramics Journals Sorted by Number of Articles.

cited hundreds of times while others are never cited.

The literature of ceramics is quite large. In a conference on nano-ceramics, what can we say about the literature of this field? How can we identify the journals in which such articles are published?

As the first step in answering this question, let me show you how to use the *Web of Science* to search on the general topic of nano-ceramics.

In Fig. 9, I have shown the search window of the *Web of Science* for the title search for **Nanoceram*** or (**Nano*** and **Ceram***) at the top and first page of results at the bottom.

In Fig. 10, I have plotted the results of that simple search year by year in *WoS* using the keywords *Nanoceram** or (*Nano** and *Ceram**). Just doing a title search produced a total of 571 papers. If we limit each search by year, we obtain the picture of the growth of this field. Starting with 1993, the literature has grown enormously, but especially since 2000 the growth has been spectacular.

Using a program which I will explain later, we obtained the following ranked list of journals for this topic. It is apparent that the literature of nano-ceramics involves many different journals including those in ceramics per se, materials science, as well as physics, chemistry, etc.. This list is quite different from what we found for the *JCR* listings for ceramics. In fact, over 200 different journals are represented in this search.

Journal Performance Indicators, 1986-2002 Materials Science, Ceramics

Ranked by Papers Published

Rank	Journal	Papers	Citations
1	J NON-CRYST	13,257	122,020
2	J AM CERAM	9,865	149,435
3	KEY ENG MAT	3,497	2,311
4	J EUR CERAM	2,851	10,647
5	AM CERAM S	2,447	18,164
6	J CERAM S J	1,844	3,305
7	J SOL-GEL S	1,265	4,048
8	CERAM INT	1,254	4,050
9	PHYS C GLAS	1,049	8,980
10	GLASTEC BER	777	3,312
11	GLASS TECH	761	1,749
12	BRIT CERAM	458	1,063
13	SILIKATY	323	431
14	BRIT CER T	319	1,670
15	GL SCI T-GL	264	143
16	T J BR CER	237	1,050
17	J ELECTROCE	219	569

Ranked by Total Citations

Rank	Journal	Citations	Papers
1	J AM CERAM	149,435	9,865
2	J NON-CRYST	122,020	13,257
3	AM CERAM S	18,164	2,447
4	J EUR CERAM	10,647	2,851
5	PHYS C GLAS	8,980	1,049
6	CERAM INT	4,050	1,254
7	J SOL-GEL S	4,048	1,265
8	GLASTEC BER	3,312	777
9	J CERAM S J	3,305	1,844
10	KEY ENG MAT	2,311	3,497
11	GLASS TECH	1,749	761
12	BRIT CER T	1,670	319
13	BRIT CERAM	1,063	458
14	T J BR CER	1,050	237
15	J ELECTROCE	569	219
16	SILIKATY	431	323
17	GL SCI T-GL	143	264

Citation Impact (All Items)

Rank	Journal	Impact	Citations	Papers
1	J AM CERAM	15.15	149,435	9,865
2	J NON-CRYST	9.20	122,020	13,257
3	PHYS C GLAS	8.56	8,980	1,049
4	AM CERAM S	7.42	18,164	2,447
5	BRIT CER T	5.24	1,670	319
6	T J BR CER	4.43	1,050	237
7	GLASTEC BER	4.26	3,312	777
8	J EUR CERAM	3.73	10,647	2,851
9	CERAM INT	3.23	4,050	1,254
10	J SOL-GEL S	3.20	4,048	1,265
11	J ELECTROCE	2.60	569	219
12	BRIT CERAM	2.32	1,063	458
13	GLASS TECH	2.30	1,749	761
14	J CERAM S J	1.79	3,305	1,844
15	SILIKATY	1.33	431	323
16	KEY ENG MT	0.66	2,311	3,497
17	GL SCI T-GL	0.54	143	264

Citation Impact (Cited Items Only)

Rank	Journal	Cited Impact	Citations	Cited Papers
1	J AM CERAM	17.17	149,435	8,701
2	AM CERAM S	13.77	18,164	1,319
3	J NON-CRYST	12.12	122,020	10,070
4	PHYS C GLAS	10.54	8,980	852
5	BRIT CER T	7.32	1,670	228
6	T J BR CER	6.95	1,050	151
7	GLASTEC BER	5.75	3,312	576
8	J EUR CERAM	5.43	10,647	1,960
9	J SOL-GEL S	5.31	4,048	763
10	CERAM INT	4.80	4,050	844
11	J ELECTROCE	4.59	569	124
12	GLASS TECH	4.55	1,749	384
13	BRIT CERAM	3.94	1,063	270
14	J CERAM S J	3.14	3,305	1,052
15	KEY ENG AT	2.67	2,311	865
16	SILIKATY	2.49	431	173
17	GL SCI T-GL	1.79	143	80

Fig. 8. Journal Performance Indicators, 1986-2002 for Materials Science, Ceramics, Including Papers, Citations, Citation Impact.

ISI Web of SCIENCE® Powered by ISI Web of Knowledge™

HOME | SEARCH | CITATION | ADVANCED SEARCH

General Search

Enter terms or phrases separated by the operators AND, OR, NOT, or SAME. Then press SEARCH. The search is added to the Search History.

SEARCH Search using terms and limits entered below.

TOPIC: Enter terms to find them in the article title, keywords, or abstract Examples
nanoceram* or (nano* and ceram*) Title only

AUTHOR: Enter one or more author names as O'BRIAN C* OR O'BRIAN C*

SOURCE TITLE: Enter title or copy and paste from the source list

ADDRESS: Enter abbreviations from an author's affiliation as YALE UNIV SAME HOSP (see abbreviations list)

Results of Search

Chatterjee AK, Sharon M, Banerjee R
Alkaline fuel cell: carbon nanobeads coated with metal catalyst over porous ceramic for hydrogen electrode
J POWER SOURCES 117 (1-2): 39-44 MAY 15 2003

Windlass H, Raj PM, Balaraman D, et al.
Polymer-ceramic nanocomposite capacitors for system-on-package (SOP) applications
IEEE T ADV PACKAGING 26 (1): 10-16 FEB 2003

Pal M, Chakravorty D
Nanocrystalline magnetic alloys and ceramics
SADHANA-ACAD P ENG S 28: 283-297 Part 1-2 FEB-APR 2003

Page 3 (Articles 1-10):

771 documents matched your query of the 32,575,753 in the data limits you selected. (500 shown)

Fig. 9. Typical General Search on Web of Science Nanoceram* or (Nano* and Ceram*).

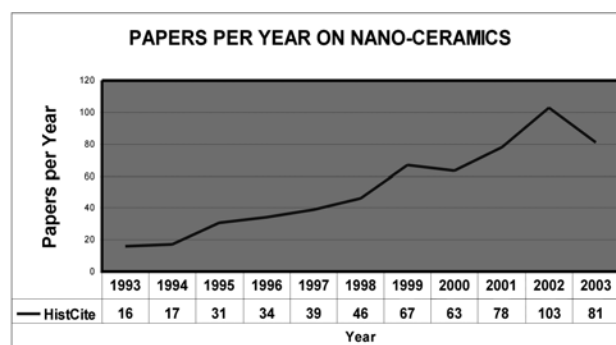


Fig. 10. Papers Per Year on Nano-Ceramics.

This is what information scientists would call a typical example of Bradford's Law [6].

Once we completed the WoS search on nano-ceramics, we took the output of the search and fed it into a program we call *HistCite*.™ *HistCite* analyzes the file and tells us which authors publish most and ranks the papers in the collection by citation frequency.

In Fig. 12, we see the first output of *HistCite* arranged by date. Note the two earliest papers were published in 1978 by Mock and Holt.

In Fig. 13, we have sorted the file by Local Citation Score, that is, by frequency in the collection of nano-ceramics papers. The paper by Roy and Chakravorty is at the top. This paper has been cited globally in the *SCI*

RANKED JOURNAL LIST

1978-2003 Papers with "nanoceram* or (nano* and ceram*)" in the title

Total: 212

Sorted by pubs

#	Title	Pubs
1	NANOSTRUCTURED MATERIALS	30
2	JOURNAL OF MATERIALS RESEARCH	24
3	ABSTRACTS OF PAPERS OF THE AMERICAN CHEMICAL SOCIETY	22
4	JOURNAL OF THE AMERICAN CERAMIC SOCIETY	20
5	JOURNAL OF THE EUROPEAN CERAMIC SOCIETY	17
6	JOURNAL OF MATERIALS SCIENCE	15
7	JOURNAL OF MATERIALS SCIENCE LETTERS	15
8	MATERIALS SCIENCE AND ENGINEERING A-STRUCTURAL MATERIALS PROPERTIES MICROSTRUCTURE AND PROCESSING	14
9	JOURNAL OF APPLIED PHYSICS	12
10	SCRIPTA MATERIALIA	11
11	APPLIED PHYSICS LETTERS	10
12	EURO CERAMICS VII, PT 1-3	10
13	JOURNAL OF INORGANIC MATERIALS	8
14	JOURNAL OF THE CERAMIC SOCIETY OF JAPAN	8
15	CERAMICS INTERNATIONAL	8
16	SCIENCE OF ENGINEERING CERAMICS II	7
17	MATERIALS LETTERS	7
18	THIN SOLID FILMS	7
19	JOURNAL OF MATERIALS CHEMISTRY	6
20	JOURNAL OF ALLOYS AND COMPOUNDS	6
21	ADVANCED MATERIALS	6
22	JOURNAL OF MEMBRANE SCIENCE	6
23	BRITISH CERAMIC TRANSACTIONS	6
24	METASTABLE, MECHANICALLY ALLOYED AND NANOCRYSTALLINE MATERIALS, PTS 1 AND 2	5
25	FERROELECTRICS	5
26	CFI-CERAMIC FORUM INTERNATIONAL	5
27	CHEMISTRY OF MATERIALS	5
28	MATERIALS RESEARCH BULLETIN	4
29	BIOMATERIALS	4
30	JOURNAL OF NON-CRYSTALLINE SOLIDS	4

Fig. 11. Ranked Journal List Showing Papers Published on Nano-Ceramics.

59 times. Note that the second paper is a 1996 paper cited 75 times. This is also seen in the next Fig..

In Fig. 14, we see the sort by global score which brings new papers to the top of the rankings. The global score is the citation count for the entire scientific literature, the frequency you would observe in the *WoS* search. The paper by Page et al in the 1992 *Journal of Materials Research* was cited 168 times.

In Fig. 15, we see the list of so-called Outer References. This is a list of papers that were frequently cited in our collection of nano-ceramics papers but did not contain the keywords in the title. Note that many of these papers by definition were published before the earliest paper in the collection. Since *HistCite* is designed to be an interactive process we can easily add these earlier papers to our collection. To do this, we use the autolink to *WoS* which retrieves the bibliographic data. We then add that information to the *HistCite* file as can be seen in Fig. 16.

In Fig. 16, we have the new *HistCite* file.

All users of bibliographic databases are aware of the problems involved in using terminology to conduct literature searches. To bypass these problems we take advantage of *SCIs* unique cited reference search

Outer References Missing Links? Journal list All-Author list Citation Matrix Graphs HistCite Guide

1978-2003 Papers with "nanoceram* or (nano* and ceram*)" in the title

Nodes: 571

Sorted by year, journal, volume, page.

Page 1: 1 2

#	Cited nodes	Chronological Nodes / Authors	GCS	LCS
1	0	1 1978 BULLETIN OF THE AMERICAN PHYSICAL SOCIETY 23(1):35-35 MOCK W; HOLT WH Electrical Response of Shock-Depoled PZT 56-44 and PZT 95-5 Ferroelectric Ceramics into Nanofarad Capacitor Loads	1	0
2	0	2 1978 JOURNAL OF APPLIED PHYSICS 49(12):5846-5854 MOCK W; HOLT WH Pulse Charging of Nanofarad Capacitors from the Shock Depoling of PZT 56-44 and PZT 95-5 Ferroelectric Ceramics	6	0
3	0	3 1980 AMERICAN CERAMIC SOCIETY BULLETIN 59(8):838-838 CROSS LE Effects of Some Macrostructural, Microstructural and Nanostructural Features on the Properties of Electronic Ceramics	0	0
4	0	4 1987 JOURNAL OF ELECTRON MICROSCOPY TECHNIQUE 7(4):301-312 WEN SL Some Nanostructural Features in Ceramics	1	0
5	0	5 1988 ABSTRACTS OF PAPERS OF THE AMERICAN CHEMICAL SOCIETY 196(4):41-IEC AKINC M Nanosize Ceramic Powders by Homogeneous Precipitation	0	0
6	0	6 1988 SOLID STATE IONICS 26(2):149-149 BURGGRAAF AJ; KEIZER K; VANHASSEL B Ceramic Membranes and Nanoscale Composite Layers	0	0
7	0	7 1989 SOLID STATE IONICS 32(3):771-782 BURGGRAAF AJ; KEIZER K; VANHASSEL BA Ceramic Nanostructure Materials, Membranes and Composite Layers	29	0
8	0	8 1990 CERAMICS INTERNATIONAL 16(5):291-294 KARCH J; BIRINGER R Nanocrystalline Ceramics - Possible Candidates for Net-Shape Forming	39	2
9	0	9 1990 CHEMISTRY OF MATERIALS 2(6):772-776 NANDI M; CONKLIN JA; SALVATI L; SEN A Molecular-Level Ceramic Polymer Composites. 1. Synthesis of Polymer-Trapped Oxide Nanoclusters of Chromium and Iron	32	1
10	0	10 1990 JOURNAL OF MATERIALS SCIENCE 25(4):2118-2124 LIPOWITZ J; RABE JA; FREVEL LK; MILLER RL Characterization of Nanoporosity in Polymer-Derived Ceramic Fibers by X-Ray-Scattering Techniques	21	

Fig. 12. Chronological *HistCite* File of Nano-Ceramics Papers 1978-2003.

Outer References Missing Links? Journal list All-Author list Citation Matrix Graphs HistCite Guide

1978-2003 Papers with "nanoceram* or (nano* and ceram*)" in the title

Nodes: 571

Sorted by LCS.

Page 1: 1 2

#	Cited nodes	Nodes / Authors	GCS	LCS
1	0	11 1990 JOURNAL OF PHYSICS-CONDENSED MATTER 2(47):9323-9334 ROY B; CHAKRAVORTY D Electrical Conductance of Silver Nanoparticles Grown in Glass Ceramic	59	10
2	5	105 1996 INTERNATIONAL MATERIALS REVIEWS 41(3):85-115 MAYO MJ Processing of nanocrystalline ceramics from ultrafine particles	75	8
3	0	42 1993 MATERIALS SCIENCE AND ENGINEERING A-STRUCTURAL MATERIALS PROPERTIES MICROSTRUCTURE AND PROCESSING 166(1-2):145-159 MAYO MJ; HAGUE DC; CHEN DJ Processing Nanocrystalline Ceramics for Applications in Superplasticity	57	7
4	3	152 1997 JOURNAL OF THE EUROPEAN CERAMIC SOCIETY 17(9):1061-1082 STERNITZKE M Structural ceramic nanocomposites	76	7
5	0	41 1993 JOURNAL OF THE EUROPEAN CERAMIC SOCIETY 11(4):315-324 THEUNISSEN GSAM; WINNUST AJA; BURGGRAAF AJ Sintering Kinetics and Microstructure Development of Nanoscale Y-TZP Ceramics	31	6
6	0	76 1995 JOURNAL OF THE CERAMIC SOCIETY OF JAPAN 103(9):901-909 PEZZOTTI G; NISHIDA T; SAKAI M Physical Limitations of the Inherent Toughness and Strength in Ceramic-Ceramic and Ceramic-Metal Nanocomposites	17	6
7	0	12 1990 JOURNAL OF THE AMERICAN CERAMIC SOCIETY 73(7):1983-1991 KONDO K; SAWAI S Fabricating Nanocrystalline Diamond Ceramics by a Shock Compaction Method	34	5
8	0	125 1996 NANOSTRUCTURED MATERIALS 7(8):835-845 FERKEL H; RIEHEMANN W Bonding of alumina ceramics with nanoscaled alumina powders	22	5
9	1	244 1999 JOURNAL OF THE AMERICAN CERAMIC SOCIETY 82(1):5-16 BEALL GH; PINCKNEY LR Nanophase glass-ceramics	24	5
10	0	306 2000 JOURNAL OF BIOMEDICAL MATERIALS RESEARCH 51(3):475-483 WEBSTER TJ; ERGUN C; DOREMUS RH; SIEGEL RW; BIZIOS R Specific proteins mediate enhanced osteoblast adhesion on nanophase ceramics	16	5

Fig. 13. Nano-Ceramics Papers Sorted by Local Citation Score.

capability. So we have not only done a search on nano-ceramics but have first added a dozen or so "outer references" to the file. These are papers that were

Outer References Missing Links? Journal list All-Author list Citation Matrix Graphs HistCite Guide

1978-2003 Papers with "nanoceram* or (nano* and ceram*)" in the title

Nodes: 571
Sorted by GCS.
Page 1: 1 2

#	Cited nodes	Nodes / Authors	GCS	LCS
1	0	29 1992 JOURNAL OF MATERIALS RESEARCH 7(2):450-473 PAGE TF; OLIVER WC; MCHARGUE CJ <i>The Deformation-Behavior of Ceramic Crystals Subjected To Very Low Load (Nano)Indentations</i>	168	1
2	1	16 1991 CHEMISTRY OF MATERIALS 3(1):201-206 NANDI M; CONKLIN JA; SALVATI L; SEN A <i>Molecular-Level Ceramic Polymer Composites. 2.1 Synthesis of Polymer-Trapped Silica and Titania Nanoclusters</i>	91	1
3	3	152 1997 JOURNAL OF THE EUROPEAN CERAMIC SOCIETY 17(9):1061-1082 STERNITZKE M <i>Structural ceramic nanocomposites</i>	76	2
4	5	105 1996 INTERNATIONAL MATERIALS REVIEWS 41(3):85-115 MAYO MJ <i>Processing of nanocrystalline ceramics from ultrafine particles</i>	75	8
5	1	286 2000 ANGEWANDTE CHEMIE-INTERNATIONAL EDITION 39(8):1376-1398 CORRIU RJP <i>Ceramics and nanostructures from molecular precursors</i>	65	3
6	0	11 1990 JOURNAL OF PHYSICS-CONDENSED MATTER 2(47):9323-9334 ROY B; CHAKRAVORTY D <i>Electrical Conductance of Silver Nanoparticles Grown in Glass Ceramic</i>	59	10
7	0	42 1993 MATERIALS SCIENCE AND ENGINEERING A-STRUCTURAL MATERIALS PROPERTIES MICROSTRUCTURE AND PROCESSING 166(1-2):145-159 MAYO MJ; HAGUE DC; CHEN DJ <i>Processing Nanocrystalline Ceramics for Applications in Superplasticity</i>	57	2
8	0	27 1992 JOM-JOURNAL OF THE MINERALS METALS & MATERIALS SOCIETY 44(3):28-30 GIANNELIS EP <i>A New Strategy for Synthesizing Polymer-Ceramic Nanocomposites</i>	46	0
9	0	74 1995 JOURNAL OF MATERIALS SCIENCE LETTERS 14(15):1046-1047 NISHIMURA T; MITOMO M; HIROTSURU H; KAWAHARA M <i>Fabrication of Silicon-Nitride Nano-Ceramics by Spark Plasma Sintering</i>	44	0
10	0	267 1999 SCIENCE 286(5445):1716-1719 Chan VZH; Hoffman J; Lee VY; Iatrou H; Avgeropoulos A; Hadjichristidis N; MILLER RD; THOMAS EL <i>Ordered bicontinuous nanoporous and nanorelief ceramic films from self assembling polymer precursors</i>	42	3

Fig. 14. Nano-Ceramics Sorted by Global Citation Score

heavily cited in the collection but did not themselves contain the title keywords used in the search profile. They are shown at the top of the Fig..

We also take advantage of the *SCI*'s unique capability to find papers that have cited any of the 571 papers in this file. Thus, in the next Fig. 17 the new augmented file contains a total of 2889, of which 571 are the starting group and the rest are papers that cite them.

From here we can proceed to the creation of the historiograph of most-cited papers in the collection.

The *HistCite* software aids the researcher and librarian by providing visual aids in the forms of historiographs that show the links between the most-cited papers.

In Fig. 17 we show the historiograph resulting from the integrated file. This demonstrates the board scope of the nano-ceramics literature. To the left there is one area of four key papers involving instrumentation and measurement. On its right is the main topic of nano crystalline studies. Paper 17 is the highly-cited 1989 review by Gleiter on nanocrystalline materials.

Further to the right is the area of sol-gel science. This is highlighted by the Brinker-Scherer review in the first issue of *Sol-Gel*, Volume 1, Number 1.

On the far right, the area of nano-composite literature is illustrated by the 1991 paper on covalent crystal composite published in *Nature* by Wakai et al of Nagoya.

I have given you several perspectives on the literature of ceramics. As we know, the *JCR* has been published for over 25 years. It is useful as far as it goes. It has

Cited references outside of this network

Total: 8831 (top 30 shown).

Sorted by LCS.

#	LCS	Reference
1	32	NIIHARA K, 1991, J CERAM SOC JPN, V99, P974 WoS
2	22	GLEITER H, 1989, PROG MATER SCI, V33, P223 WoS
3	17	ZHAO JH, 1993, J AM CERAM SOC, V76, P503 WoS
4	16	KARCH J, 1987, NATURE, V330, P556 WoS
5	15	WAKAI F, 1986, ADV CERAM MATER, V1, P259 WoS
6	13	OLIVER WC, 1992, J MATER RES, V7, P1564 WoS
7	13	WAKAI F, 1990, NATURE, V344, P421 WoS
8	12	HAHN H, 1991, J AM CERAM SOC, V74, P2918 WoS
9	12	CHEN IW, 1990, J AM CERAM SOC, V73, P2585 WoS
10	11	GARVIE RC, 1975, NATURE, V258, P703 WoS
11	11	BIRINGER R, 1986, T JAPAN I METALS S, V27, P43 WoS
12	10	SKANDAN G, 1994, J AM CERAM SOC, V77, P1706 WoS
13	10	RHODES WH, 1981, J AM CERAM SOC, V64, P19 WoS
14	10	SIEGEL RW, 1988, J MATER RES, V3, P1367 WoS
15	9	BRINKER CJ, 1990, SOL GEL SCI PHYSICS, WoS
16	9	GLEITER H, 1992, NANOSTRUCT MATER, V1, P1 WoS
17	8	LIAO SC, 1998, NANOSTRUCT MATER, V10, P1063 WoS
18	8	HAHN H, 1990, J MATER RES, V5, P609 WoS
19	8	SAWAGUCHI A, 1991, J AM CERAM SOC, V74, P1142 WoS
20	8	HAHN H, 1993, NANOSTRUCT MATER, V2, P251 WoS
21	8	LANGE FF, 1989, J AM CERAM SOC, V72, P3 WoS
22	8	LEVIN I, 1995, J AM CERAM SOC, V78, P254 WoS
23	8	NIIHARA K, 1990, ADV STRUCTURAL INORG, P637 WoS
24	7	BORSA CE, 1995, J MICROSC-OXFORD, V177, P305 WoS
25	7	BOUTZ MMR, 1995, J AM CERAM SOC, V78, P121 WoS
26	7	CHEN DJ, 1993, NANOSTRUCT MATER, V2, P469 WoS
27	7	PEZZOTTI G, 1994, J AM CERAM SOC, V77, P3039 WoS
28	7	SURYANARAYANA C, 1995, INT MATER REV, V40, P41 WoS
29	7	TAYA M, 1990, J AM CERAM SOC, V73, P1382 WoS
30	7	OHJI T, 1996, J AM CERAM SOC, V79, P33 WoS

Fig. 15. Ranked List of References Outside Nano-Ceramics *HistCite* Collection.

become an international standard for journal editors and librarians. But there are some who would prefer that *JCR* be more specific in identifying sub-categories that are not easily identified by ISI's heuristic techniques. Several years ago my colleague, Alexander Pudovkin, began a series of studies in which he mapped the relationships between journals in the field of Marine Biology [7]. More recently, he and I published a paper in the *Journal of the American Society for Information Science & Technology* which discusses an improved procedure for generating lists of related journals [8].

Without going into the details of its methodology, suffice it to say we used citation and publication data from the 1999 *SCI* on CD-ROM to find the closest "semantic" links between journals. That is done by starting with one or more known journals. We use a simple formula shown in Fig. 18 to calculate the Relatedness Factor (RF). The Relatedness Factor can be obtained manually using citation and publication statistics included in the *Journal Citation Reports* mentioned earlier. However, we use a program called

Outer References Missing Links? Journal list All-Author list Citation Matrix Graphs

HistCite Guide

Title Search: Papers with "nanoceram* or (nano* and ceram*)" in the title and the citing papers, and papers pulled from Outer References

NIHARA K, 1991, J CERAM SOC JPN, V99, P974
 OLIVER WC, 1992, J MATER RES, V7, P1564
 GLEITER H, 1989, PROG MATER SCI, V33, P223
 ZHAO JH, 1993, J AM CERAM SOC, V76, P503
 KARCH J, 1987, NATURE, V330, P556
 PETHICA JB, 1983, PHILOS MAG A, V48, P593
 MORIKAWA A, 1992, POLYM J, V24, P107
 DOERNER MF, 1986, J MATER RES, V1, P601
 KRESGE CT, 1992, NATURE, V359, P710
 WAKAI F, 1990, NATURE, V344, P421
 BRINKER CJ, 1990, SOL GEL SCI
 BIRINGER R, 1984, PHYS LETT A, V102, P365

Nodes: 2889

Sorted by year, journal, volume, page.

Page 1: 1 2 3 4 5 6

Chronological

#	Cited nodes	Nodes / Authors	GCS	LCS
1	0	1 1978 BULLETIN OF THE AMERICAN PHYSICAL SOCIETY 23(1):35-35 MOCK W; HOLT WH <i>Electrical Response of Shock-Depoled PZT 56-44 and PZT 95-5 Ferroelectric Ceramics into Nanofarad Capacitor Loads</i>	1	1
2	0	2 1978 JOURNAL OF APPLIED PHYSICS 49(12):5846-5854 MOCK W; HOLT WH <i>Pulse Charging of Nanofarad Capacitors from the Shock Depoling of PZT 56-44 and PZT 95-5 Ferroelectric Ceramics</i>	6	6
3	1	3 1979 PHYSICS REPORTS-REVIEW SECTION OF PHYSICS LETTERS 55(4):255-379 DAVISON L; GRAHAM RA <i>Shock Compression of Solids</i>	138	0
4	0	4 1980 AMERICAN CERAMIC SOCIETY BULLETIN 59(8):838-838 CROSS LE <i>Effects of Some Macrostructural, Microstructural and Nanostructural Features on the Properties of Electronic Ceramics</i>	0	0
5	1	5 1980 FERROELECTRICS 23(1-2):39-45 MOCK W; HOLT WH <i>Analysis of the Ideal Response of Shock-Depoled Ferroelectric Ceramics</i>	0	0
6	1	6 1980 FERROELECTRICS 23(3-4):209-253 TOYODA K <i>Bibliography of Ferroelectrics</i>	0	0
7	1	7 1980 JOURNAL OF PHYSICS D-APPLIED PHYSICS 13(5):861-868 BERLINSKY Y; ROSENBERG Z <i>Measurement of the Hugoniot Curve Of PZT 54-46 with Commercial Manganin Stress Gauges</i>	0	0
8	1	8 1981 FERROELECTRICS 37(1-4):591-594 PORAT Y; IMRY Y; AHARONY A; BRANSKY I <i>Concentration-Pressure-Temperature Phase-Diagram Of PZT</i>	2	0
9	1	9 1983 FERROELECTRICS 49(1-4):169-176 WANG YL; YUAN WZ; HE GR; LIN SW; LING YH; QU CF; WANG BG <i>Study on Shock Wave-Explosive Energy Converter of PZT 95/5 Ferroelectric Ceramics</i>	12	0
10	0	10 1983 PHILOSOPHICAL MAGAZINE A-PHYSICS OF CONDENSED MATTER STRUCTURE DEFECTS AND MECHANICAL PROPERTIES 48(4):593-606 PETHICA JB; HUTCHINGS R; OLIVER WC <i>Hardness Measurement At Penetration Depths As Small As 20-NM</i>	355	49

Fig. 16. Chronological Histcite File Based on Title Search on Nanoceram* or (Nano* and Ceram*), Citing Papers, and Key Outer References.

Journal Cross Citation Analyzer (JCCA) to obtain RF values automatically.

The first step in mapping the journal literature of ceramics is to create a list of candidate journals using the RF formula. We obtained the following two lists of journals. The first is a list of the 24 journals most closely connected (by RF) to the *Journal of the American Ceramic Society*. See Fig. 19.

From this list of journals, we selected eight titles which are used to form a macrojournal of ceramics.

These are shown at the top of Fig. 20.

At the bottom of Fig. 20 is the list of 24 journals most closely linked to the macrojournal of ceramics. The macrojournal is a composite of mainly the highest RF journals of the 1st list. The two lists in Figs. 19 and 20 share the 17 journals shown in bold type. Thus, the combined list of 31 ceramic journals consists of 17 journals common to both lists and 14 other journals, which are not shared and are specific to each list. That list of 31 journals is shown in Fig. 21.

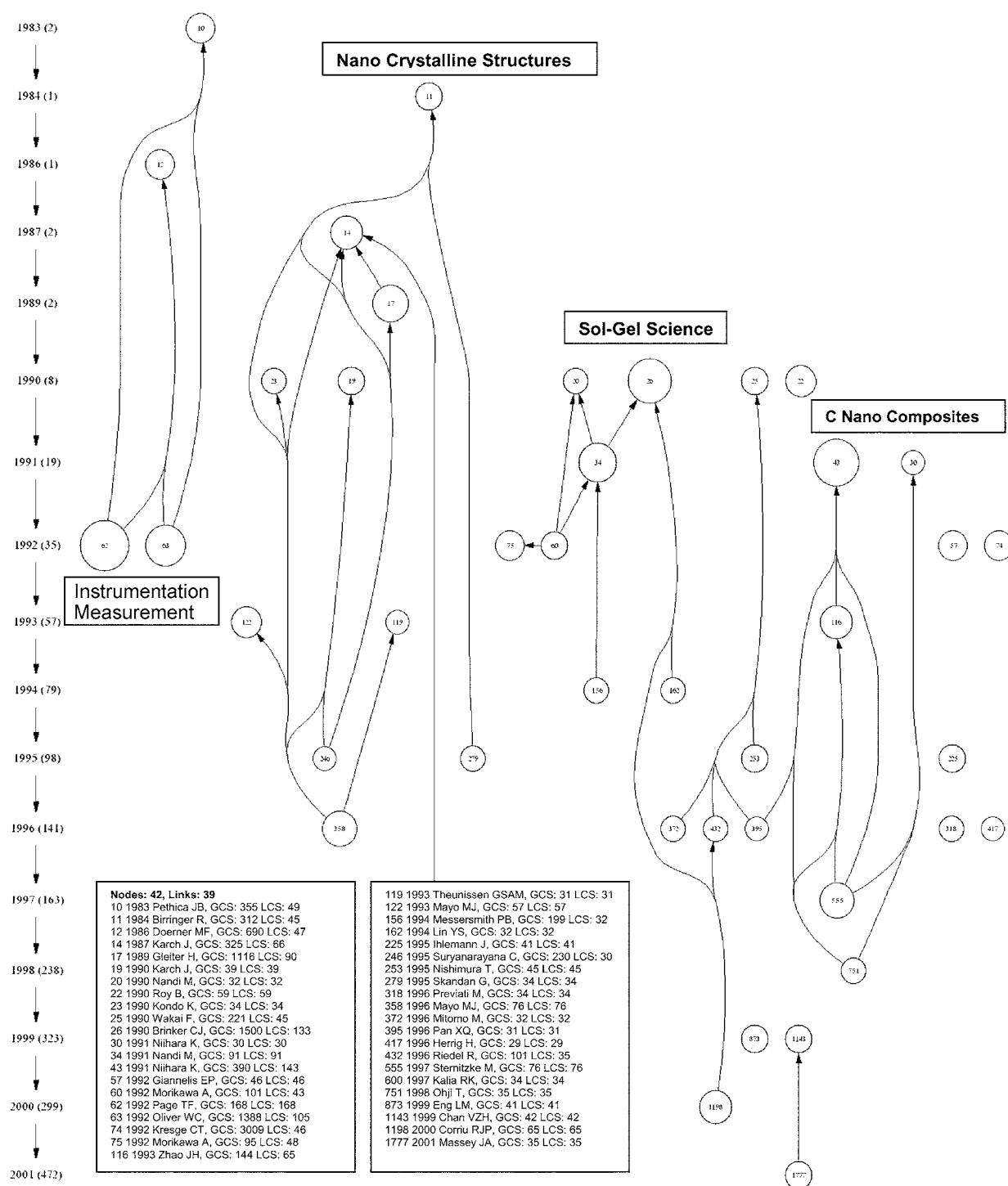


Fig. 17. Nano-Ceramics Historiograph for the Combined Title and Cited References Searches.

The ten journals in boldface are included in the *JCR* category for “Materials Science, Ceramics.”

Both of the maps shown are identical except that the top shows one set of relationships and the bottom shows journals covered in *JCR*.

To visualize relationships among these 31 journals we used multidimensional scaling routine. MDS converts the similarity matrices consisting of RF values for all

pair-wise combinations of these 31 journals into a 2-dimensional map. The journals shared by both lists are shown as open circles. Those which are specific for the 1st list are in blue, those unique to the 2nd list are in purple. The sizes of the circles are proportional to the journal sizes as measured by the pooled number of references in the year of the journal chosen.

Shared journals are positioned close to the center of

Relatedness Factor (RF) of two journals, "i" and "j" is $\max(R_{i>j}, R_{j>i})$

$$R_{i>j} = \frac{H_{i>j} \times 10^6}{(\text{Pap}_j \times \text{Ref}_i)}$$

$H_{i>j}$ = the number of citations in the current year from journal "i" to journal "j" (to papers published in "j" in all years of "j"),

Pap_j and Ref_i = the number of papers published and references cited in the j-th and i-th journals in the current year.

An arbitrary multiplier of 10^6 makes the values of the relatedness index more easily perceived and handled.
 $R_{j>i}$ is reciprocal of $R_{i>j}$.

Fig. 18. Formula for Relatedness Factor.

24 ceramics journals top ranked by Relatedness Factor to the *Journal of the American Ceramic Society*

	Journal ¹	Number in the map	RF
1	Ceramics International	7	560.7
2	Journal of the American Ceramic Society	20	526.5
3	Journal of the European Ceramic Society	22	430.1
4	Journal of the Ceramic Society of Japan	21	394.4
5	Key Engineering Materials	23	366.0
6	British Ceramic Transaction	6	316.8
7	American Ceramic Society Bulletin	4	240.0
8	Physics and Chemistry of Glasses	29	217.1
9	Journal of Sol-Gel Science and Technology	19	192.0
10	Journal of Materials Science Letters	17	173.6
11	Materials Letters	25	170.3
12	Journal of Materials Research	16	170.2
13	Journal of Materials Science	18	152.5
14	Glass Technology	14	147.8
15	Materials Science & Engineering R-Reports	27	134.4
16	Composites Part A – Applied Science and Manufacturing	8	123.9
17	Glass Science and Technology – Glastechnische Berichte	13	120.2
18	Acta Materialia	2	97.2
19	Materials Chemistry and Physics	24	88.1
20	Ferroelectrics	12	82.5
21	Composites Science and Technology	10	74.4
22	Experimental Mechanics	11	70.9
23	Composites Part B – Engineering	9	70.3
24	Solid State - Ionics	31	68.5

¹Journals in bold are shared between the two lists: a) journals top related to the *Journal of American Ceramic Society*, b) journals top related to the macrojournal of ceramics.

Fig. 19. 24 Journals Ranked by Relatedness Factor to *Journal of the American Ceramic Society*.

the diagram, while journals unique to each list are situated on the periphery. The *Journal of Materials Science* (18) occupies the central position. Very close to it are the *Journal of the American Ceramic Society* (20), the *Journal of Materials Science Letters* (17), the *Journal of the European Ceramic Society* (22). It is interesting to note that the *Journal of the Ceramic Society of Japan* (21) is somewhat isolated from the central ceramic journals (20, 22, 4, 6, 7) but closer to the "glass" journals: *Physics and Chemistry of Glasses* (29), *Glass Science and Technology* (13), and *Glass Technology* (14) on the periphery.

The 8 journals included in the ceramics macrojournal

No.	Journal	No. in map	RF to (5)
1	American Ceramic Society Bulletin	20	240.0
2	British Ceramic Transaction	6	316.8
3	Ceramics International	7	560.8
4	Journal of Materials Science Letters	17	173.6
5	Journal of the American Ceramic Society	20	526.5
6	Journal of the Ceramic Society of Japan	21	394.4
7	Journal of the European Ceramic Society	22	430.1
8	Key Engineering Materials	23	366.0

24 journals top ranked by Relatedness Factor to the ceramics macrojournal

	Journal ¹	Number in the map	RF
1	Journal of the American Ceramic Society	20	379.4
2	Materials Science & Engineering R-Reports	27	189.1
3	British Ceramic Transaction	6	182.0
4	Ceramics International	7	139.7
5	American Ceramic Society Bulletin	4	131.7
6	Journal of the Ceramic Society of Japan	21	108.7
7	Journal of the European Ceramic Society	22	101.4
8	Key Engineering Materials	23	81.9
9	Progress in Materials Science	30	62.0
10	Advances in Physics	3	55.8
11	Annual Review of Materials Science	5	54.1
12	Journal of Materials Science Letters	17	46.4
13	Journal of Sol-Gel Science and Technology	19	42.6
14	Materials Letters	25	42.0
15	Materials Research Bulletin	26	40.8
16	Physics and Chemistry of Glasses	29	38.3
17	Journal of Materials Science	18	36.9
18	International Materials Reviews	15	36.5
19	Journal of Materials Research	16	36.2
20	Acta Crystallographica Section B – Structural Science	1	32.5
21	Glass Technology	14	30.3
22	Composites Part A – Applied Science and Manufacturing	8	28.5
23	Glass Science and Technology – Glastechnische Berichte	13	24.9
24	Modelling and Simulation in Materials Science and Engineering	28	23.6

¹Journals in bold are shared between the two lists: a) journals most related to the *Journal of American Ceramic Society*, b) journals most related to the macrojournal of ceramics.

Fig. 20. Top 8 Journals Included in Macrojournal of Ceramics Bottom -- 24 Journals Ranked by Relatedness Factor to the Macrojournal.

Combined list of 31 journals in two previous lists based on merging the RF lists for *Journal of the American Ceramic Society* and the ceramics macrojournal

Number in the map	Journals ¹
1	Acta Crystallographica Section B – Structural Science
2	Acta Materialia
3	Advances in Physics
4	American Ceramic Society Bulletin
5	Annual Review of Materials Science
6	British Ceramic Transaction
7	Ceramics International
8	Composites Part A – Applied Science and Manufacturing
9	Composites Part B – Engineering
10	Composites Science and Technology
11	Experimental Mechanics
12	Ferroelectrics
13	Glass Science and Technology – Glastechnische Berichte
14	Glass Technology
15	International Materials Reviews
16	Journal of Materials Research
17	Journal of Materials Science
18	Journal of Materials Science Letters
19	Journal of Sol-Gel Science and Technology
20	Journal of the American Ceramic Society
21	Journal of the Ceramic Society of Japan
22	Journal of the European Ceramic Society
23	Key Engineering Materials
24	Materials Chemistry and Physics
25	Materials Letters
26	Materials Research Bulletin
27	Materials Science & Engineering R-Reports
28	Modelling and Simulation in Materials Science and Engineering
29	Physics and Chemistry of Glasses
30	Progress in Materials Science
31	Solid State – Ionics

¹Journals in boldface are those included in JCR subject category "Materials Science, Ceramics"

Fig. 21. Combined List of Journals of 31 Journals Based on Merging the RF Lists for *Journal of the American Ceramic Society* and the Ceramics Macrojournal.

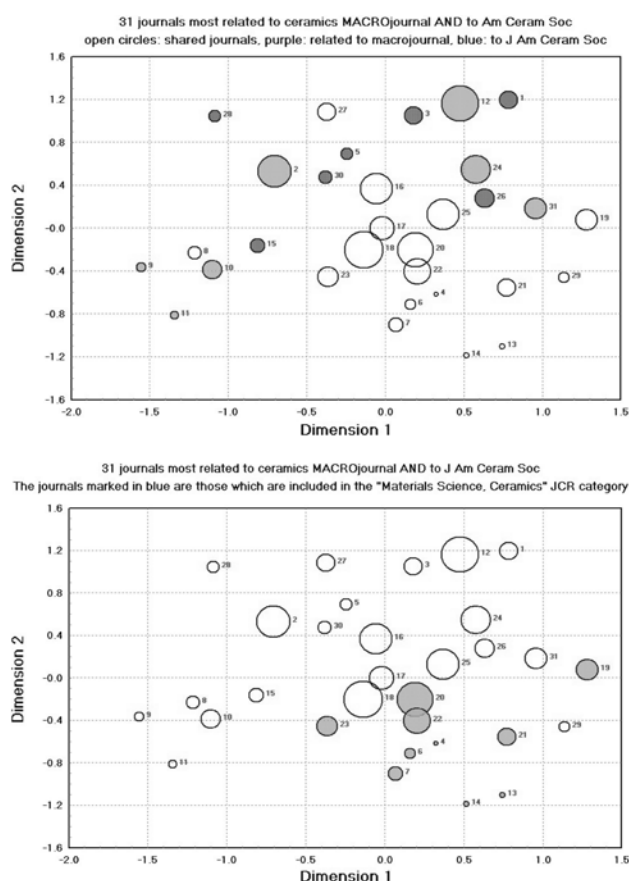


Fig. 22. Multidimensional Scaling Map of 31 Journals Showing Journals Shared by or Unique to Two Previous Groupings.

The large and centrally situated journals - *Journal of Materials Science Letters* (17), *Materials Letters* (25), *Journal of Materials Science* (18), and *Journal of Materials Research* (16) are not included in the JCR subject category "Materials Science--Ceramics", even though they are quite close to the other key ceramics journals: the *Journal of the American Ceramic Society* (20) and to the *Journal of the European Ceramic Society* (22). The journal *Physics and Chemistry of Glasses* (29) also is not included in the JCR ceramics category, though it does include two other "glass" journals: *Glass Science and Technology* (13), and *Glass Technology* (14).

In the bottom version of the map, only ten of the 31 journals are included in the JCR category of "Materials Science, Ceramics". They are shown in blue in the bottom map. Alternatively, the open circles in the map at the bottom are journals which are not included in the JCR category for ceramics. Of course, one might ask why JCR does not have a separate category for glass journals. Alternatively our data seems to indicate that the JCR category "Materials Science. Ceramics" should be enlarged to include journals presented by our maps.

The most important advice I can give to young researchers is to become "Citation Conscious". Always ask yourself when you are writing, or teaching, "Do I

ISI Web of SCIENCE® Powered by ISI Web of Knowledge™

HOME | ABOUT | CONTACT | SEARCH | CITED REFERENCE SEARCH | JCR | JOURNAL SEARCH | CITED REFERENCE SEARCH | JCR | JOURNAL SEARCH

Cited Reference Search

STEP 1: CITED REFERENCE LOOKUP
Enter terms or phrases separated by OR. Then press LOOKUP.

Display list of cited references containing terms entered below.

CITED AUTHOR: Enter the cited author name(s) as O'BRIAN C* OR O'BRIAN C*
Kim YW

CITED WORK: Enter abbreviated title as J COMPUT APPL MATH* using the list as a guide
J mater res*

CITED YEAR: Enter year Cited Work was published as 1946 OR 1947
1996

Display list of cited references containing terms entered above.

Clear all search terms entered above.

Cited Reference Search

1 references matched query:
Cited Author=Kim YW AND Cited Work=j mater res* AND Cited Year=1996
Database(s)=SCI-EXPANDED, SSCI, A&HCI; Timespan=1945-2003

STEP 2: CITED REFERENCE SELECTION
The table lists all of the cited references that match your search request and the number of times each variation has been cited. Select all desired references (including variants) by clicking the checkboxes or SELECT PAGE. Then press SEARCH. The search is added to the Search History.

Set language and document type limits.
 or select specific references from list.
 to find articles that cite selected references.

References 1 - 1

Hits	Cited Author	Cited Work	Volume	Page	Year
<input type="checkbox"/> 32	...Kim YW	J MATER RES	11	1601	1996

Note: Hits are for all references -- not just for the current database and year selections.

Fig. 23. Cited Reference Search on YW Kim J Mater Res 1996.

Nanotechnology Research Institutions Ranked by Citations and Citation Impact (Among those that published ≥ 100 nanotechnology papers 1992-2002)

Rank	Institution	Citations 1992 - 2002	Rank	Institution	Impact 1992 - 2002
1	Univ. Calif., Berkeley	15,507	1	Rice University	37.64
2	IBM	11,587	2	NEC Corporation	28.64
3	MIT	10,830	3	Colorado State University	25.32
4	Chinese Academy of Sciences (PRC)	9,814	4	Michigan State University	24.96
5	Ecole Polytech. Fed. Lausanne	9,758	5	Lucent Technologies	24.48
6	Rice University	9,750	6	Harvard University	23.68
7	NEC Corporation	7,963	7	Lawrence Berkeley Natl. Lab	23.30
8	Univ. Calif., Santa Barbara	7,599	8	University of Pennsylvania	23.02
9	Harvard University	7,578	9	IBM	21.34
10	Northwestern University	6,821	10	Univ. Calif., Berkeley	21.24
11	Tohoku University	6,296	11	Univ. Calif., Santa Barbara	20.93
12	Georgia Tech	6,150	12	University of Utah	20.25
13	U.S. Navy	5,952	13	Ecole Polytech. Fed. Lausanne	19.17
14	Russian Academy of Sciences	5,849	14	Delft University of Technology	18.83
15	University of Tokyo	5,717	15	MIT	17.73
16	CNRS (France)	5,680	16	Hahn-Meitner Institute, Berlin	17.30
17	Pennsylvania State University	5,588	17	Caltech	17.02
18	University of Illinois	5,579	18	Natl. Renewable Energy Lab	16.69
19	Lucent Technologies	5,166	19	Princeton University	16.42
20	Cornell University	4,922	20	University of Liverpool	16.30
21	University of Paris 6	4,750	21	University of North Carolina	16.27
22	Osaka University	4,595	22	Northwestern University	15.90
23	Caltech	4,527	23	University of Toronto	15.85
24	Delft Univ. of Technology	4,518	24	Stanford University	15.84
25	University of Minnesota	4,249	25	University of Kentucky	15.69

Fig. 24. Nanotech Research Institutions Ranked by Citations and Impact.

have up-to-date information on the papers that I use?" For that purpose you simply do a basic "cited reference" search. This search will tell you whether the paper in question is still valid or has, in some way, confirmed, improved upon, or become obsolete. If you are tempted to cite old classical resources, you might be surprised to learn where and how they have been cited in the recent literature. Many of the classical dogmas we take for granted have been challenged. Very little in science is forever! To illustrate how easy this process is, I have shown in Fig. 20 how we do a search on the paper by Y. W. Kim in the *Journal of Materials Research*, 1996.

Some of you will remember a paper I presented about ten years ago in Boston in 1993 [9]. Some of you

may have been present or read this paper which was published in the *Journal of Materials Education* in 1994. In closing, I simply wish to call your attention to the paper which can be found on my website. The key point one has to remember is that there is an important distinction between the literature used, that is, cited by nano-ceramists and the literature of nano-ceramics. To put it another way, you are what you cite, not what you say you are!

Appendix

Let me call to your attention a recent analysis of nanotechnology reported in ISI's *Science Watch*. "Sweating the Small Stuff," 1992-2002 [10]. The article

Most-Cited Authors in Nanotechnology, 1992 - 2002 (Ranked by total citations)					
Rank	Name	Affiliation	Dept. /Field	Papers	Citations
1	Richard E. Smalley	Rice University	Chemistry/ Physics	109	7,936
2	A. Paul Alivisatos	Univ. Calif., Berkeley	Chemistry/ Materials	133	6,107
3	Hongjie Dai	Stanford University	Chemistry	72	4,937
4	Andrew G. Rinzier	University of Florida	Physics	42	4,271
5	Charles M. Lieber	Harvard University	Chemistry	106	4,253
6	Michael Gratzel	EPFL, Switzerland	Physical Chemistry	116	4,101
7	Pulickel M. Ajayan	Rensselaer Polytechnic Institute	Materials Engineering	112	4,086
8	Andreas Thess	m-physics GmbH, Germany	Biotechnology	20	3,666
9	Thomas W. Ebbesen	Universite Louis Pasteur	Nanostructures	41	3,505
10	Daniel T. Colbert	Rice University	Chemistry	27	3,491
11	Sumio Iijima	NEC/Meijo University	Materials	143	3,458
12	Moungi G. Bawendi	MIT	Chemistry	83	3,453
13	Cees Dekker	Delft University of Technology	Molecular Biophysics	34	3,205
14	Mildred S. Dresselhaus	MIT	Physics/ Elect. Engineering	121	2,658
15	Galen D. Stucky	Univ. Calif., Santa Barbara	Chemistry	53	2,646
16	John E. Fischer	University of Pennsylvania	Materials	43	2,509
17	Pavel Nikolaev	NASA Johnson Space Center	Materials	23	2,496
18	Emmanuel P. Giannelis	Cornell University	Materials	55	2,456
19	Charles R. Martin	University of Florida	Bioanalytical Chemistry	87	2,389
20	Zhong L. Wang	Georgia Tech	Materials	121	2,348
21	Akihisa Inoue	Tohoku University	Materials	282	2,316
22	Christopher B. Murray	IBM	Materials	36	2,276
23	Horst Weller	University of Hamburg	Physical Chemistry	81	2,269
24	Steven G. Louie	Univ. Calif., Berkeley	Physics	41	2,261
25	Marie-Paule Pileni	Univ Paris 6	Materials	125	2,091

Fig. 25. Nanotech Most-Cited Authors.

includes two lists of 25 institutions each of which are ranked by citations and by impact, Fig. 25.

While the University of California at Berkeley ranked first by citations, it was fourth by impact. While NEC ranked second by impact, it ranked seventh by citations!!

The article also provides a list of 25 most-cited authors including Nobelist Richard Smalley.

References

1. (a) I. Ginsburg, "The Disregard Syndrome: A Menace to Honest Science?" *The Scientist* 15[24]: 51 (December 10, 2001). (b) E. Garfield, "Demand Citation Vigilance," *The Scientist* 16[2]: 6 (January 21, 2002). (c) C.G. Daughton, "Literature forensics: Navigating through flotsam, jetsam, and lagan," *The Scientist* 16[4]: 12-13 (February 18, 2002).
2. S. Lawrence, "Free online availability substantially increases a paper's impact," *Nature* 411 (6837): 521 (May 31 2001)
3. <http://www.isinet.com/isi/products/citation/specialty/msci/> Web Site for Materials Science Citation Index.
4. M. Mabe and M. Amin, "Growth dynamics of scholarly and scientific journals," *Scientometrics* 51[1]: 147-162 (May, 2001).
5. M. Mabe, "The Growth and Number of Journals," *Serials* 16[2]: 491-8 (July 2003).
6. E. Garfield, "Bradford Law and Related Statistical Patterns," *Current Contents* No. 19, pgs. 5-12 (May 12, 1980). Reprinted in *Essays of an Information Scientist*, Volume 4, pgs. 476-483 (1981). <http://garfield.library.upenn.edu/essays/v4p476y1979-80.pdf>
7. (a) A.I. Pudovkin, Citation links of the journal *Biologiya Morya* (Soviet Journal of Marine Biology). No. 5-6, 83-92 (in Russian) (1992). (b) A.I. Pudovkin, Citation relationships among marine biology journals and those in related fields. *Marine Ecology-Progress Series* 100[1-2] (1993) 207-209. (c) A.I. Pudovkin and E.A. Fuseler, "Indices of journal citation relatedness and citation relationships among aquatic biology journals," *Scientometrics*, 32[3] (1995) 227-236.
8. A.I. Pudovkin and E. Garfield, "Algorithmic procedure for finding semantically related journals," *Journal of the American Society for Information Science and Technology* 53[13]: 1113-1119 (November, 2002) <http://garfield.library.upenn.edu/papers/pudovkinsemanticallyrelatedjournals2002.html>
9. E. Garfield, "New tools for navigating the Materials Science literature," Paper presented at the Materials Research Society Meeting, November 29, 1993. Published in *Journal of Materials Education*, 16[5 & 6] (1994) 327-362. <http://www.garfield.library.upenn.edu/papers/jmatedu16f5.6p327y1994.pdf>
10. "Sweating the Small Stuff, 1992-2002," *Science Watch*, 14[4]: 1-2 (July/August 2003). *Science Watch* is an ISI publication edited by C. M. King.